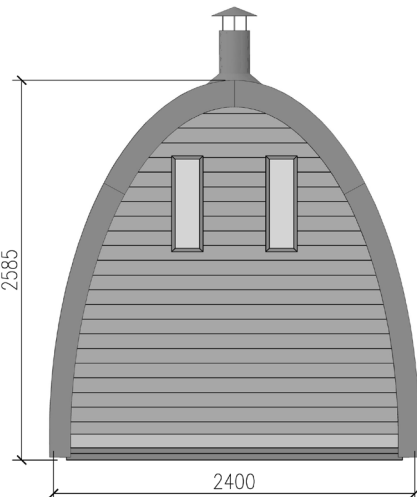
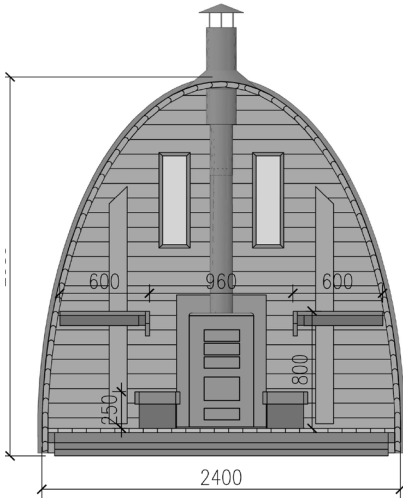
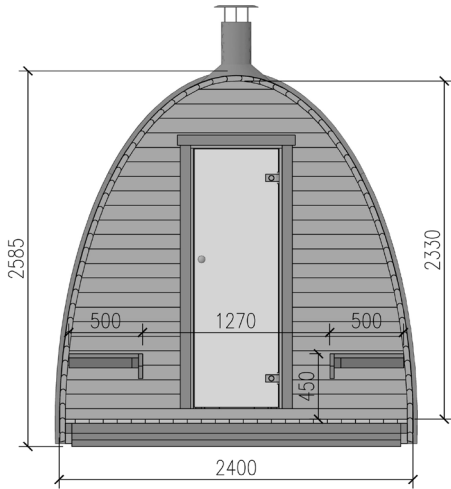
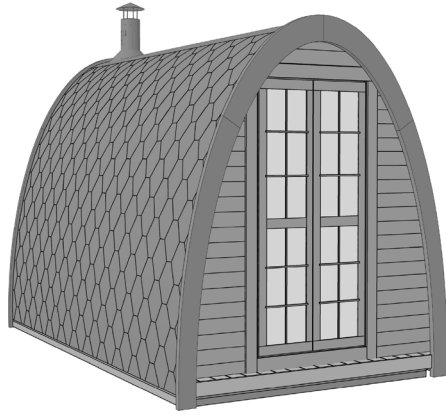




Sauna Pod

4 M

health, beauty, peace of mind



Specifications

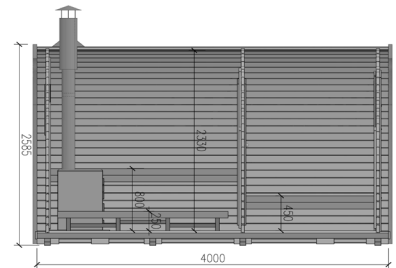
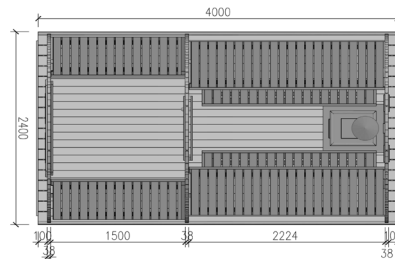
Wood	Spruce
Shape	Pod
Inside area, m ²	9.6
Total height, m	2.6
External dimensions (WxD), mm	2400x4000
Size of dressing room (WxD),mm	2400x1500
Size of sauna room (WxD),mm	2400x2224
Number of windows	2
Weight, kg	1700
Number of persons	2-4
Assembling hour (2 people)	8
Size of windows (WxH), mm	220 x 660
Size of doors (WxH), mm	1020 x 1900
Size of sauna benches (WxL), mm	2224 x 600
Size of changing room benches (WxL), mm	500 x 1500

STANDARD SET

- Pod made from spruce wood;
- Roof covered with black bitumen shingles;
- Double doors with a lock and the double glass windows;
- Tempered glass windows in the back wall;
- Benches;
- Inside glass door;
- Heat-resistant plates for a heater;
- Safety fences;
- Two rooms inside: a sauna room and a changing room

OPTIONS

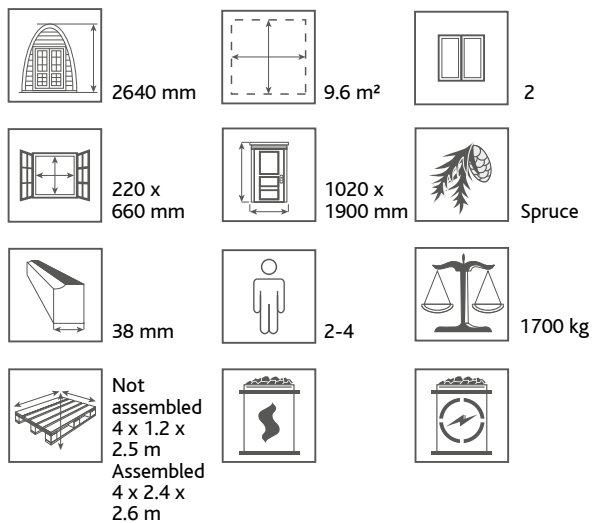
- A color of roof shingles: red, black, green;
- Different types of heater and chimney KITS;
- Additional products can be found "Accessories".



Windows and doors

Window's size is 220 x 660 mm, door's size is 1020 x 1900 mm. Double glass units and tempered glass are used; they windows ensure lower heat transfer to the outside, a lot of light coming inside, and long usage time.

Standard set

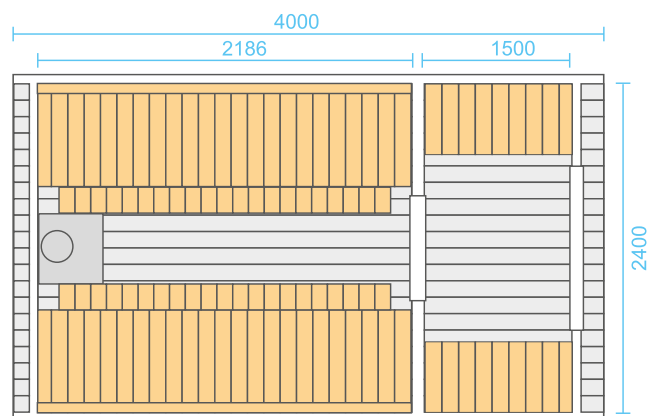


STANDARD SET

- Pod made from spruce wood;
- Roof covered with black bitumen shingles;
- Double doors with a lock and the double glass windows;
- Tempered glass windows in the back wall;
- Benches;
- Inside glass door;
- Heat-resistant plates for a heater;
- Safety fences;
- Two rooms inside: a sauna room and a changing room

OPTIONS

- A color of roof shingles: red, black, green;
- Different types of heater and chimney KITS;
- Additional products can be found in "Accessories".



Heaters and chimney KITS

ELECTRIC HEATER HARVIA VEGA BC90, 9KW 400V

Harvia Vega is an elegant heater that is easy to use. The stainless steel outer casing of the heater gives your sauna a modern look. The operating switches are placed ergonomically in the upper part, on the side of the heater, which provides easy operating. Stones and 400V connection included. The recommended size of the sauna room is 5–14 m³.



ELECTRIC HEATER HARVIA CLUB 13.5, 13.5KW 400V

The floor-mounted Club electric heaters are of the world-famous Harvia quality. They are completely made of stainless steel and provide the power and durability required for heavy-duty use. The Club heaters are controlled by a separate control unit Griffin CG170. The recommended size of the sauna room is 11–20 m³.



WOODBURNING STOVE „HARVIA M3“ 16.5KW

A stylish stove for the smaller saunas. The Harvia M3 has a classic design and is suitable for the smaller wood burning saunas. A recommended size of the sauna room is 4.5–13 m³. Stones and standard chimney KIT included.



WOODBURNING STOVE „HARVIA PRO 20“ 24.1KW

With a heater Harvia 20 Pro you can have a good hot bath in the medium-sized saunas. It has a big space for stones and an air-flow spoiler made of stainless steel. A recommended size of the sauna room is 8–20 m³. Stones and standard chimney KIT included.



WOODBURNING STOVE „HARVIA M3 SL“ 16.5KW)

The SL model (outside firewood feeding) is designed for people who want to conveniently heat their sauna from an outside. Stones and standard chimney KIT included.



WOODBURNING STOVE „HARVIA SL20“ 24.1KW

The SL 20 model (outside firewood feeding) is designed for people who want to conveniently heat their sauna from an outside. Stones and standard chimney KIT included.



STANDARD CHIMNEY KIT

A Standard chimney KIT is made from stainless steel. This Standard chimney can withstand 450 degrees gas. Its outer diameters is 20 cm, and inner diameter is 11.5 cm.



„LUXURY“ CHIMNEY KIT

A „Luxury“ chimney KIT is CE marked (under 1856-1 EN European Standardization Certificate). It is made from shiny stainless steel. It either use AISI 316 and/or AISI 304 as standards and insulation. This „Luxury“ chimney can withstand 600 degrees gas. Its outer diameters is 17 cm, and inner diameter is 11.5 cm.



WOODBURNING HEATER SAFETY FENCE

Safety fence is made from aspen or alder wood. It protects and allows to keep a proper safety distances from hot wood burning heaters.



ELECTRIC OVENS SAFETY FENCE

Safety fence is made from aspen or alder wood. It protects and allows to keep a proper safety distances from hot wood burning heaters.



Accessories



wooden bucket

The wooden buckets are high-quality work. The 4 litter plastic inner part gives the product a longer life and makes cleaning easy.



wooden ladles

Together with the wooden buckets, the wooden ladles creates a traditional package for your sauna. The ladles come in two sizes: 36 cm and 48 cm. Great for sprinkling water on the stones.



22 liters water tank

The pipe model water heater (22l) is mounted directly onto the stove. The water heats up quickly because the pipe going through the tank functions as a wall of the water tank.



electric water heater

Wall-mounted 27 liter water heater is efficient and easy-to-use. The water is heated by the heating element which is 1800 W. The temperature can be regulated with the thermostat. The fuse is 10A.



22 ltr wooden bucket

The wooden buckets with pile are high-quality work. The plastic inner part with 22 liters capacity gives the product a longer life and makes cleaning easy.



"Premium" sauna set

Enhance your sauna with the "Premium" stylish sauna accessories, which comprises a bucket, ladle and thermo/hygrometer.



clothes hanger

An excellent wall mounted solution for hanging towels or clothes. It is made from durable wood.



head rest

The elegantly designed head rest is a beautiful touch for your sauna, as well as comfortable accessory. 1 Pc.



sauna light

Sauna light in combination with one of our lampshade compose a basic sauna light fitting that is easy to assemble. Bulb E14 (max 40W) is not included.



wooden lampshade

Classic design of the wooden lampshade for your sauna. Simple, traditional and beautiful.



thermometer - hydrometer

Thermometer - hydrometer helps you to keep an eye on both the sauna temperature and air humidity.



back rest

Back rest helps to sit more comfortably in the sauna. Alder or aspen wood.



"Sauna Care" set

Sauna Care Set includes a bottle of sauna cleanser and disinfectant (500 ml), paraffin oil (500 ml), a sponge for cleaning and spreading the fluids, as well as protective gloves and sandpaper.



dousing bucket

The 22 ltr dousing buckets with wall holder are made of spruce and equipped with a rocker, ensuring less effort when tipping the dousing bucket.



sauna aromas

Sauna aromas with essential oils enable you to create an enjoyable atmosphere in your sauna. Choose the fresh peppermint or eucalyptus, the fruity aromas of citrus or apple, or create the atmosphere of a lakeside sauna with the aromas of birch or pine.



"Copper" sauna set

The bucket and ladle set in copper finishes off the elegant interior of your sauna. The bucket and ladle endure the changes in humidity and temperature, and last longer even in everyday use.



birch sauna whisks

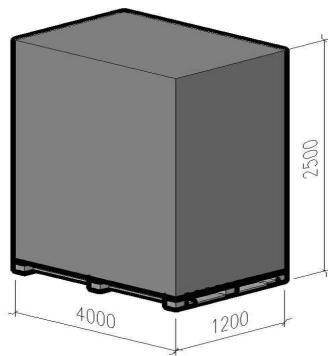
Birch sauna whisks are the most popular type of sauna whisks due to a true wealth of useful substances. Birch leaves contain essential oils, vitamin C and provitamin A as well as resinous and tanning substances, which have beneficial effect on human skin, making it soft and smooth.



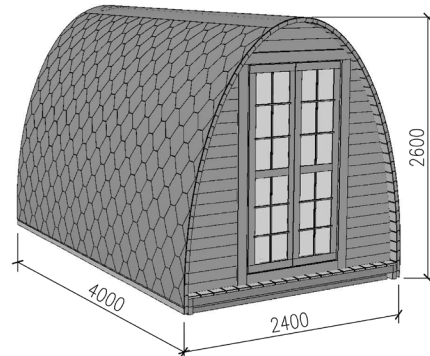
sauna hats

Sauna hats are the must-have item for any sauna-lover. It helps to protect hair, scalp and head from overheating in sauna. Made of 100% wool (800g/m²). Wear it in sauna room and do it with your own style!

Transportation



Sauna Pod KIT



Assembled sauna pod

The Sauna Cabin is delivered to a customer not assembled (packed on a pallets (KIT)) but fully complete. Assembly instruction of Sauna Cabin you can download and print from dealer site (downloads) or email your sales manager.

Type of wood


SPRUCE



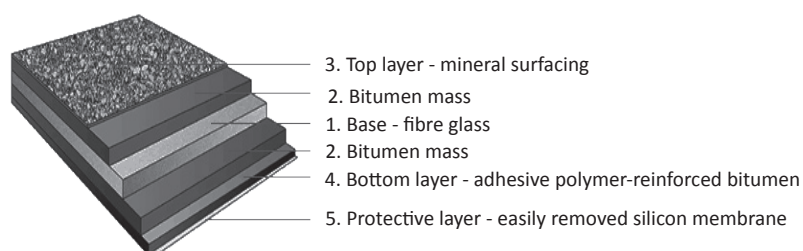
We mainly use Nordic spruce, which comes from Scandinavia. The light, golden-white softwood radiates a friendly warmth. Every single board used for our Sauna Cabin has its own individual character and history, and this makes our Sauna Cabin a real natural and unique product.

Roof shingles

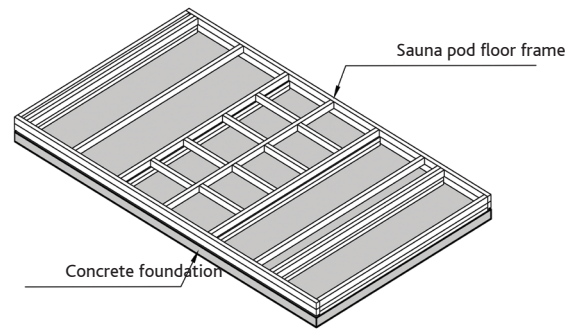
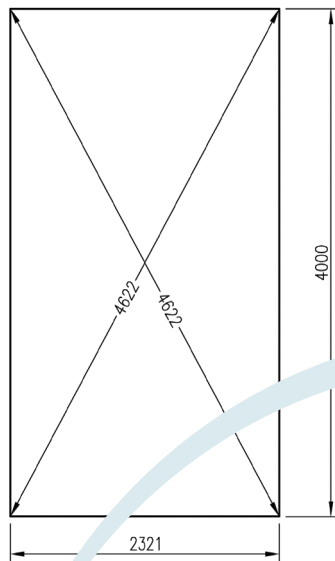
BITUMEN SHINGLES



6 layer bitumen shingles are made from a durable and highly resistant fiber glass base coated with the polymer-reinforced bitumen mix which includes a high quality bitumen and an aggregate. The top layer of the shingles is covered with mineral granules ensuring the protection from UV as well as from other weather conditions. The granules are painted using a thermal method, which means that a pigment is burned-in into the surface of granules and this guarantees a long durability of the color. The bottom of the shingles is an adhesive polymer-reinforced bitumen layer protected with an easily removable silicon membrane. Due to the sun heat the overlapped tiles on the top stick to each other thus forming a double hydro-insulating layer which guarantees an excellent leak resistance of the roof. A color of the roof shingles can be chosen from black, green or red. A warranty term for the shingles is 15 years!



Foundation



It is very important to have a proper foundation for your Sauna Pod. Therefore we recommend making the foundation according to the sketches here. First of all, foundation must be prepared according to the landscape and ground conditions. Consult a qualified builder or an engineer to prepare a proper foundation, which fits your location. Make sure to complete the site preparation and the foundation before unpacking and assembling the Sauna Pod.

Usage

Saunas typically take 30-40 minutes to heat up. The recommended temperature is 80-90° C. The thermometer should be located at head level in the sauna. It should be located away from the heater or the door so it will not give a false reading.

Enjoy the many health benefits of relaxing heat in your own Sauna Cabin just remember that staying in the hot Sauna for long periods of time makes the body temperature rise, which may be dangerous. The recommended time inside a Sauna Cabin is from 10 to 15 minutes. Take a five-minute break and then repeat. Also you should keep safety instructions and keep away from the stove when it is hot.

Never throw water on the stones when there are people near the stove, because hot steam may burn their skin. Be very careful when moving in the Sauna, as the benches and floors may be slippery. Do not hang clothes to dry in the Sauna, as this may cause a risk of fire.

Also check your body for any metal (jewelry and zippers, for example) in order to prevent it from burning your body when it quickly heats up in the facility.

We strongly recommend shouldn't use the Sauna to pregnant women and neither should young children.

Maintenance


As wood is a natural material, it can change through time. Cracks of various sizes, changes of the color as well as a structure of the wood are not the errors, but a feature of a wood.

Natural wood (not impregnated) becomes grayish after having been left untouched for a while. Later it can turn blue and get covered with the mold. Therefore, you should immediately impregnate the wood to protect the products.

We strongly recommend that you impregnate the door and windows with a wood impregnation agent both the inside and outside of them, because the doors and

windows can become twisted otherwise. In general, we recommend consulting a specialist regarding the paints suitable for an unprocessed softwood and follow the manufacturers' of paints instructions. Properly painting the Sauna Cabin will extend its lifetime. Besides that, we suggest you thoroughly inspecting the Cabin every six months and checking if it needs re-painting or else.

It's NOT advisable to paint the Sauna walls before assembling it – this is best done when the Sauna Cabin has been already assembled and when the weather is fine. However, if you wish to paint some parts in different colors, this should be done before the Sauna is assembled.



NORDKAPPER AB

POSTBOX 30,
374 21 KARLHAMN,
SWEDEN

TEL.: +46 (0) 406 922 488
E-MAIL: INFO@NORDKAPP.NU
WWW.NORDKAPP.NU